

SULZER

Water and wastewater solutions

End-suction EN733 centrifugal pump **SES**



Main industries and applications

The end-suction centrifugal pump SES is designed to meet the requirements of versatile water applications as well as general industry and auxiliary power. SES is a long-coupled pump that can be delivered as a complete skid with Sulzer's own motor or motor of other brands, or as bare shaft pump connected to an existing electric motor. SES offers the highest performance in terms of output and efficiency.

SES is suitable for:

- water supply facilities
- water distribution networks
- irrigation
- heating and cooling systems
- general industry applications

SES is according to or exceeding the EN733 standard and in conformity with 2009/125/CE Directive (ErP).



Features and benefits

1 Certified for use in drinking water applications

- According to the ACS standard, other standards on request

2 Robust construction for reliable operation

- Suitable for high-pressure applications with flanges in PN 10 and PN 16
- Easily replaceable wear rings protect the pump body and the impeller (available as option)

3 Easy maintenance with “back pull-out” design

- Hydraulic part can be removed without having to remove the pump body from the plant pipes

4 High-efficiency hydraulics reduce power consumption

- Dynamically balanced closed impeller to minimize radial loads and provide smooth rotation of impeller
- Balance holes to compensate for the axial thrust for less load on the bearing meaning a longer bearing life
- Suction profile designed to reduce NPSH for trouble-free operation in demanding conditions

5 Heavy-duty construction for continuous operation


- Stainless steel shaft designed to withstand the bending-torsion load
- Replaceable wear rings provide extended wear protection and longer service life (standard and optional, dependent on selected model)

6 Maintenance-free bearings increase service life

- Oversized ball bearings protected from external substances provide reduced working noise and a long service life
- Oil-lubricated with a constant level oil feeder (available as option)

7 Mechanical seals for every situation

- Large selection of mechanical seals or gland packings configured according to the requirements of the fluid characteristics and conditions of use



Save time!


The shaft seal can be serviced without disassembling the pump.

Materials

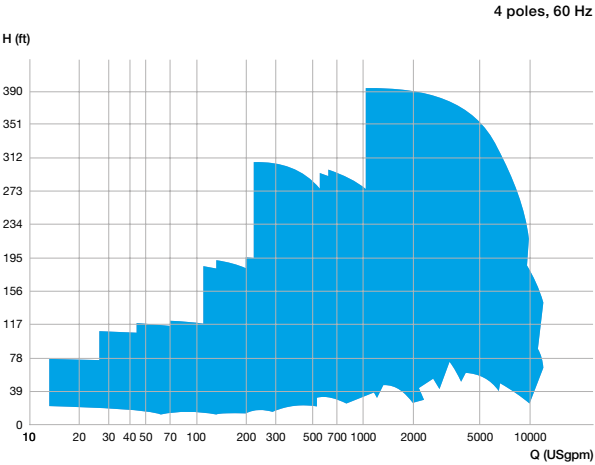
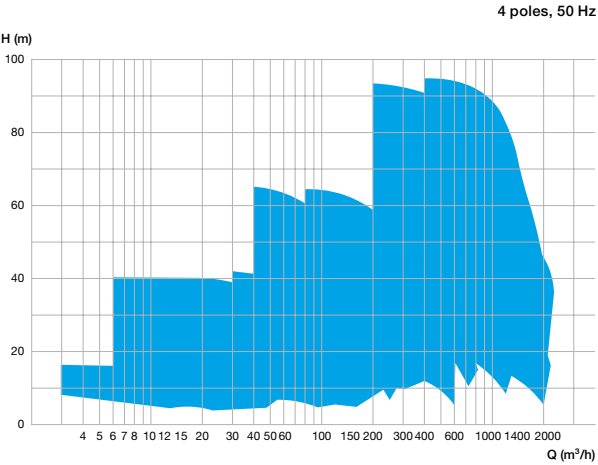
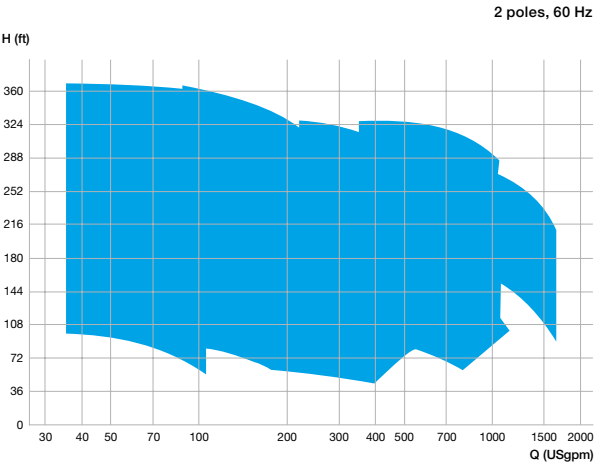
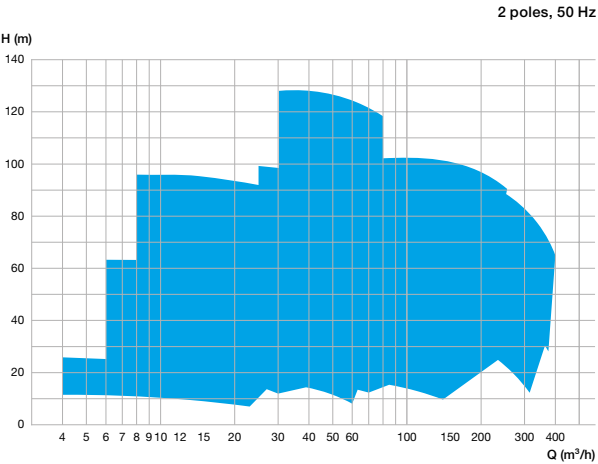
Pump part	Material (other materials on request)
Pump body	Cast iron EN-GJL-250
Impeller	Cast iron EN-GJL-250 Bronze G-CuSn10 Stainless steel AISI 431 (1.4057)

Operating data

	50 Hz	60 Hz
Capacities	up to 2'000 m ³ /h	up to 2'700 m ³ /h (11'889 USgpm)
Heads	up to 130 m	up to 120 m (394 ft.)
Power	up to 400 kW	up to 400 kW (536 hp)
Temperatures	-15°C / +90°C (+120°C on request)	+5°F / +194°F (+248°F on request)
Maximum speed of rotation	3'000 rpm	3'600 rpm



Performance ranges



Making water go around. Water and wastewater solutions by Sulzer.

Sulzer offers a broad range of pumps and related equipment for water production and transportation as well as wastewater collection and treatment for municipalities and industries. Our expertise also includes separation technologies, and services on rotating equipment.

E10777 en 4.2024, Copyright © Sulzer Ltd 2024

This brochure is a general presentation. It does not provide any warranty or guarantee of any kind. Please, contact us for a description of the warranties and guarantees offered with our products. Directions for use and safety will be given separately. All information herein is subject to change without notice.

